

[Eta-ON] DT-3000 Series Wireless Power Transfer Solution



1 Tx control module 2 Tx coil module 3 Rx coil module 4 Rx control module

FEATURE

- High distance charging range / Robust to misalignment
- Maximum 3,000 W transmitting power
- Receiver programmable according to battery specifications (7–14s Li-ion battery, Max 40 A)
- Protection: over voltage / over current / over temperature / Foreign Object Detection (FOD)
- High End-to-End Efficiency (DC-to-Battery) (Max. 90%)
- Pre-Charge / Full-Charge Function (User Setup)
- Compatible with wired charging and wireless charging
- Cloud Server Monitoring & Power Management / [Eta-PMS \(eta-on-pms.com\)](http://eta-on-pms.com)

Eta Electronics contact@etaelec.com

HQ 38542 2514, Globalventure-dong, Gyeongbuktechnopark, 27, Sampung-ro, Gyeongsan-si, Gyeongsangbuk-do

R&D 04314 6F, 271, Wonhyo-ro, Yongsan-gu, Seoul

SYSTEM COMPONENTS

- Transmitter (DT-3000)
 - Transmitter control module
 - Transmitter coil module

- Receiver (DR-40A)
 - Receiver control module
 - Receiver coil module

- Option 1. Tx/Rx Cable length (30, 50, 100 cm)
- Option 2. Server communication (Wi-Fi, LTE)

VERSION

- Version 0.9 Aug. 2024

SPECIFICATION

TOTAL SYSTEM		
CHARGING CHARACTERISTIC	FREQUENCY	79–90 kHz
	EFFICIENCY (Max.)	90% (DC to Battery)
	CHARGE BATTERY	Li-ion battery (7–14 series pack)
	CHARGE MODE	CC/CV
	CHARGE RANGE	0–40 mm distance (z-axis) offset (15–40 mm Optimal distance) Max. ±30 mm x-axis offset Max. ±10 mm y-axis offset
COMMUNICATION	Server	Wi-Fi or LTE
	Application	CAN / UART
ENVIRONMENT	WORKINGTEMP.	up to 50°C

TRANSMITTER		DT-3000
INPUT	AC VOLTAGE	220 VAC
	CURRENT (MAX.)	16 A
DIMENSION	CONTROL MODULE SIZE	395 mm X 300.8 mm X 70 mm
	COIL MODULE SIZE	335.4 mm X 117 mm X 33 mm
PROTECTION	OVER CURRENT	Power amp. Protection
	Foreign Object Detection	Conductive material sensing & shut down

RECEIVER		DR-40A
OUTPUT	VOLTAGE RANGE	15–58.8V (Programmable voltage range)
	CHARGE CURRENT (MAX)	40 A
	CHARGE POWER (MAX)	2,352 W
DIMENSION	CONTROL MODULE SIZE	289.2 mm X 119 mm X 50.6 mm
	COIL MODULE SIZE	229.5 mm x 96.5 mm X 27.5 mm
PROTECTION	OVERVOLTAGE	120% rated voltage of full charged battery
	OVER CURRENT	150% rated output current

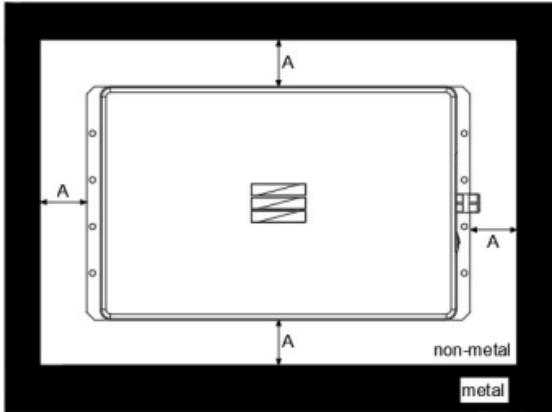
Eta Electronics contact@etaelec.com

HQ 38542 2514, Globalventure-dong, Gyeongbuktechnopark, 27, Sampung-ro, Gyeongsan-si, Gyeongsangbuk-do



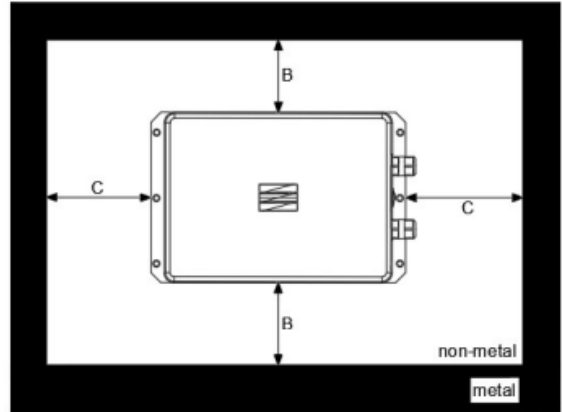
R&D 04314 6F, 271, Wonhyo-ro, Yongsan-gu, Seoul

INSTALLATION GUIDE

Tx Coil Module



Rx Coil Module



(mm)	A	B	C	D	E
Tx Coil Module	35**	/	/	*Al : 0 20	/
Rx Coil Module	/	30**	120**	/	*Al : 0 20

***Al : Aluminum**

****This numbers could be changed.**